

Setting up Parental Controls on Xbox

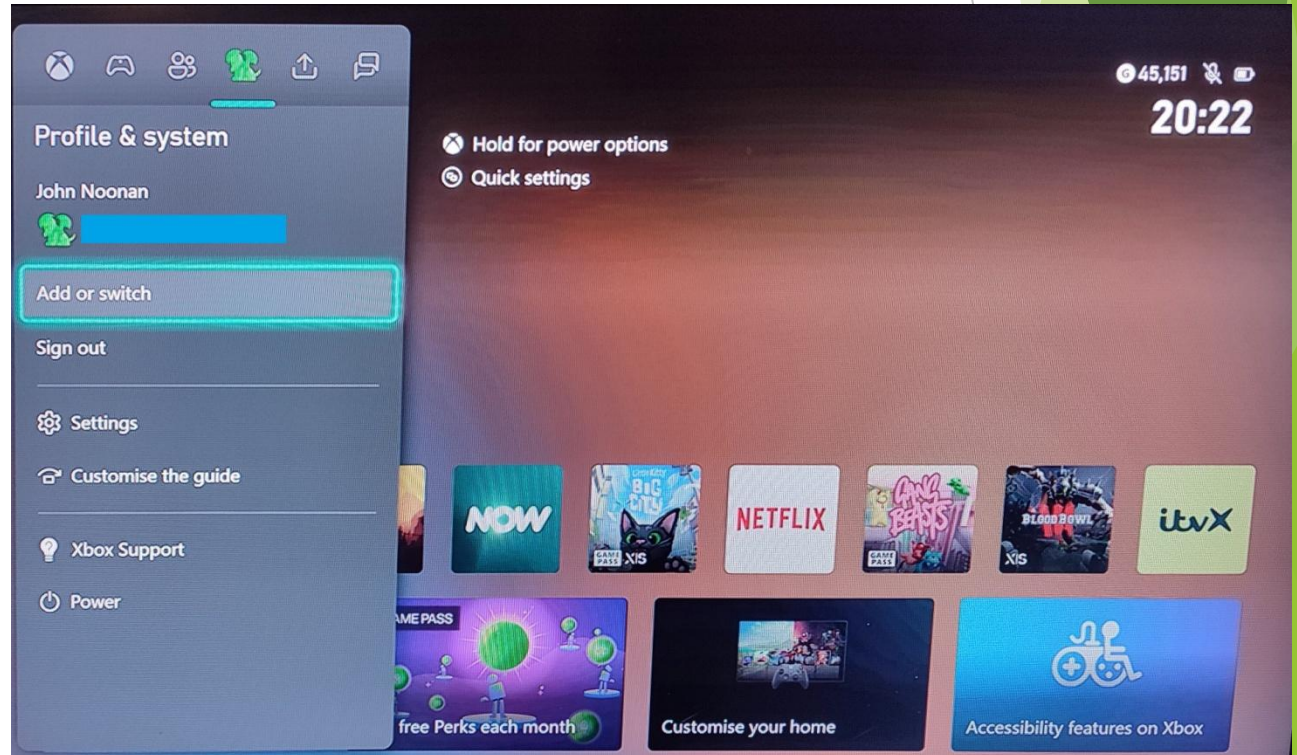
Your child's supervision is your responsibility, especially online!

November 2024

Before you can set up parental settings...

You must create an Xbox account yourself. For this you will need an email address and access to the Xbox console. Press the Xbox button on the controller and go to: Profile & System -> Add or switch -> Add new

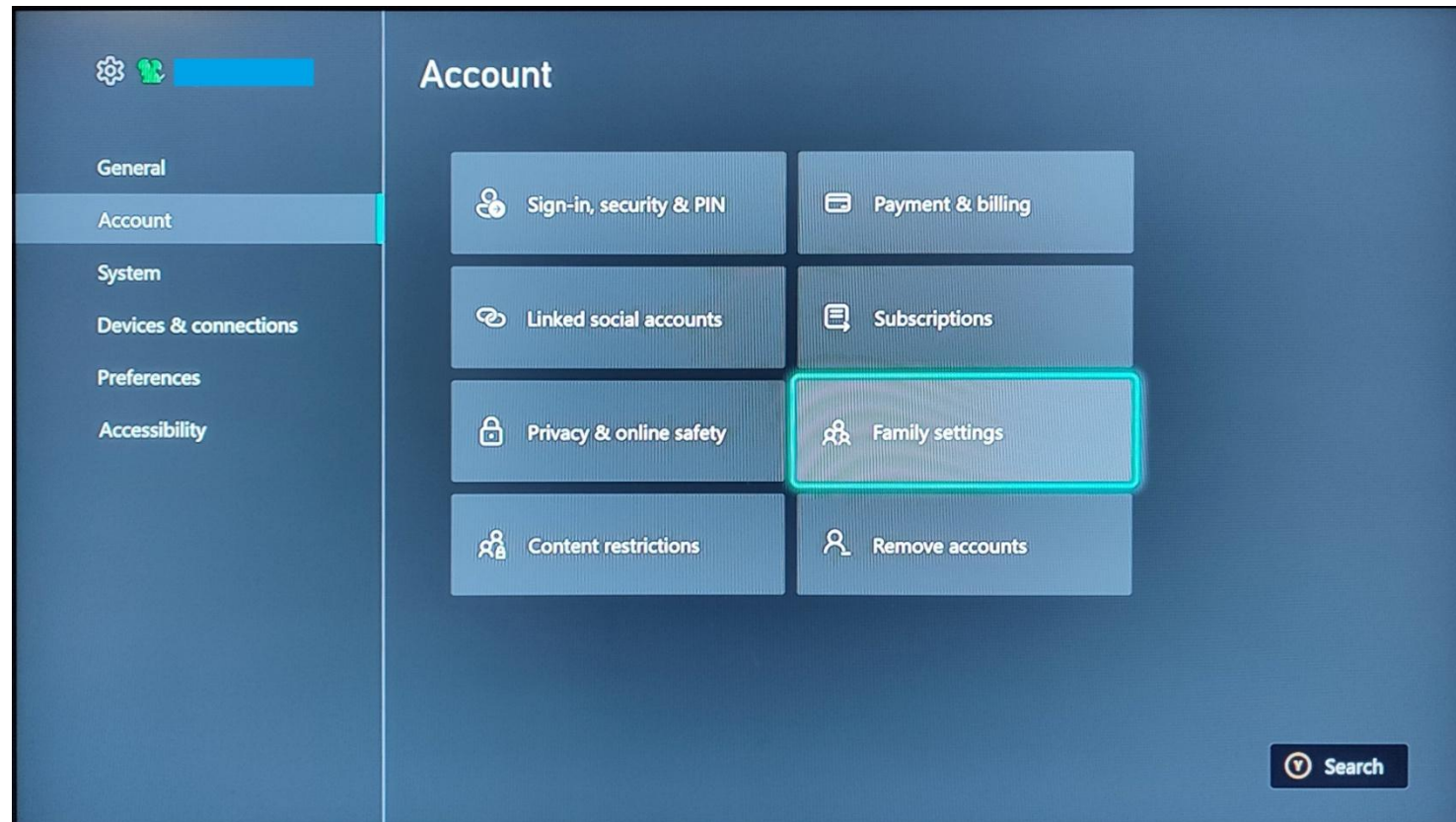
You can now enter any valid email address and follow the instructions to create your account.



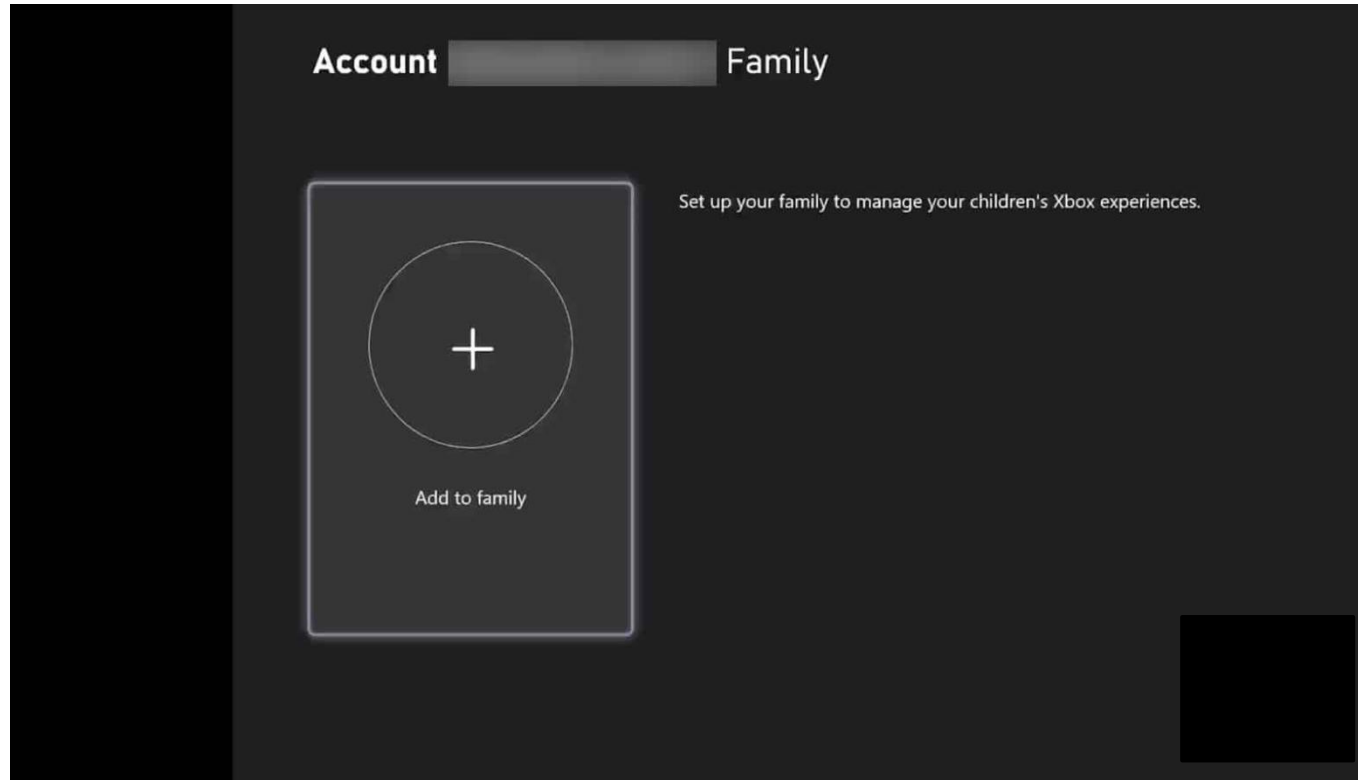
Once you have created your Xbox account...

Next, you will need to sign into your account on the Xbox your child is using.

Go to: Settings -> Account -> Family settings



Now select Manage family members and click Add to family

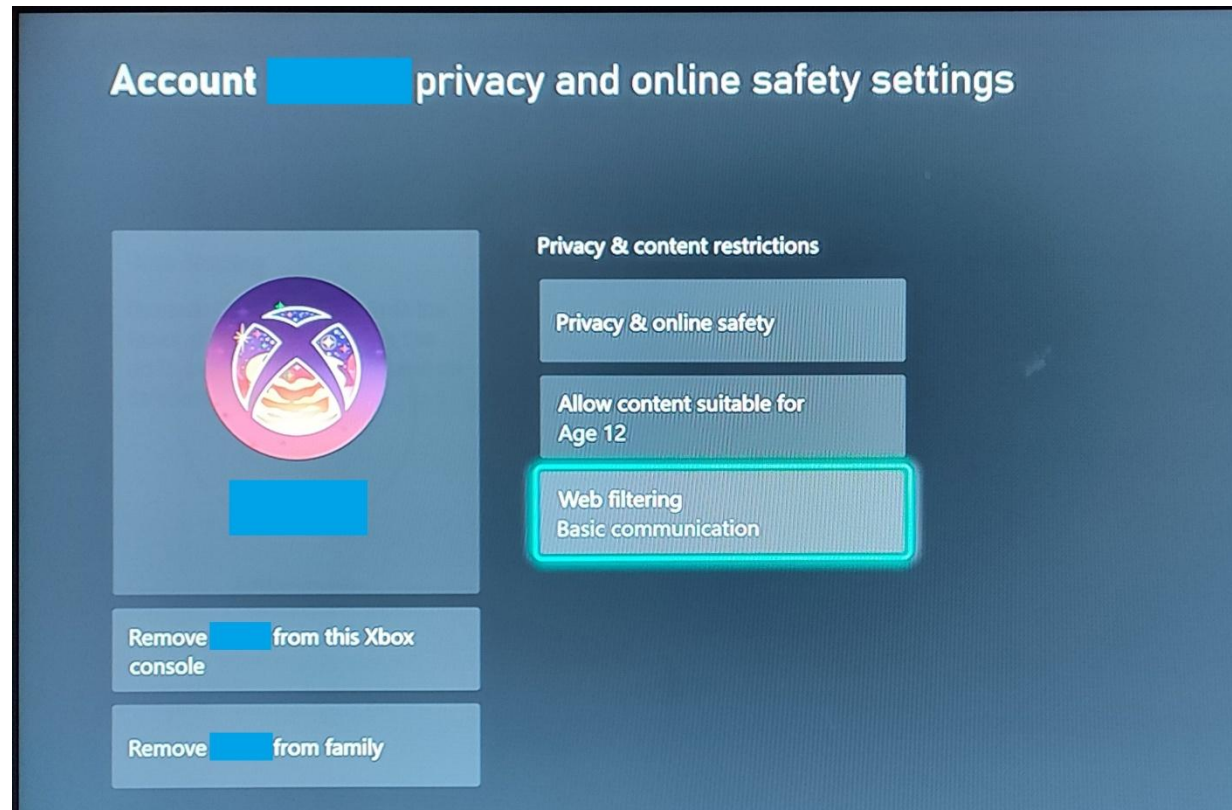


You can now enter your child's login details, and they will be added to your parent account.

Once your child is added...

You can now go back to Settings and select:

General -> Online safety and family -> Family settings -> Manage family members



Manage family members...

This area is where you can set restrictions such as:

- what age ratings they are allowed to access for games,
- what web access they are allowed and
- several other privacy and online settings, such as whether they are allowed to voice chat with friends, with anyone or with nobody, whether they can share content etc.

This area is worth exploring in more detail in your own time as you can adjust each element to something you are happy with.

Why should I restrict anything?

Many parents allow their child access to any games under the impression they are 'just games', but video games over the last 10-15 years have changed dramatically.

Certificate 18 games may contain scenes of extreme violence, drug use/dealing, scenes of horror and even quite explicit sexual scenes - they are not designed for children.

They are given ratings in the same way as films are, as well as PEGI ratings, and they absolutely deserve those ratings!

They are also different from films - you are not a passive observer in games, you are in control of your character and their onscreen actions.

Loot boxes

You may also want to set your child's account up so they have to have your approval to make purchases.

Many games, including FIFA/EA Sports FC and Genshin Impact (coming to Xbox this month, already on PlayStation, iOS and Android) in which you can buy 'packs' or make 'wishes' using real money for the chance to get a player/character/cosmetic.

These are not deemed by the UK government to be gambling, but can be very addictive.

Other apps

Remember that most games consoles are not used solely for gaming any more - they have access to a wealth of entertainment apps such as Netflix, Prime Video, music streaming and many more.

If you install one of these apps and do not have a PIN to protect your account, your child can access everything within these apps.

Xbox and the PS4 console also have fully functioning web browsers that can access all websites, including adult sites, unless you restrict them in the parental settings.

The Xbox Family app

The Xbox Family app is free and is available on the Google Play Store and the Apple AppStore.

Through the app you can easily set the content restrictions, but also set **Screen Time Limits**, so you can choose when your child is able to access their console, and for how long.

You can also add time through the app (usually!) and if you set a content rating age filter, you can add individual games that bypass that filter e.g. set a rating for PEGI 7 but allow access to Fortnite even though it is a PEGI 12.

Any questions?

All of the information provided here is available from the Xbox website, and there are many tutorial videos YouTube and similar websites. Your child's supervision is your responsibility, even online!